



## Technical Specification

# H8922 3G/4G Router



## Contents

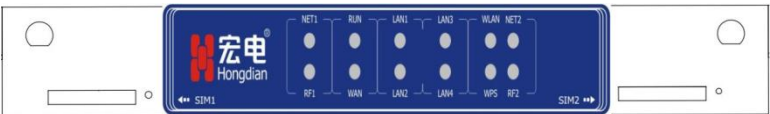
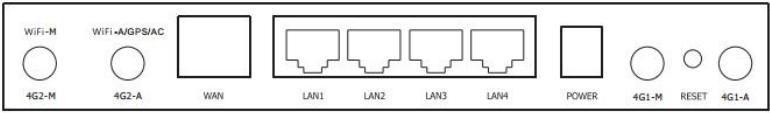
Contents .....	i
1 Product Overview .....	3
2 Product Specification .....	3
3 Definition of Structure Size and Interface .....	4
4 Panel Indicator Status .....	5



# 1 Product Overview

H8922 4G industrial router is based on 3G/4G network, and supports wired / wireless network backup, with high reliability and convenient construction. It is suitable for large-scale distributed applications, can be widely used in the self service terminal industry such as smart courier cabinet, charging pile, bank ATM machine, POS machine, tower monitoring, business networking, electric, water conservancy, environmental protection etc. Industrial design and multi interface expansion, can help customers achieve machine networking, state monitoring, remote maintenance, reduce the cost of integrated maintenance, improve service response speed, accelerate the implementation of industrial 4.0.

# 2 Product Specification

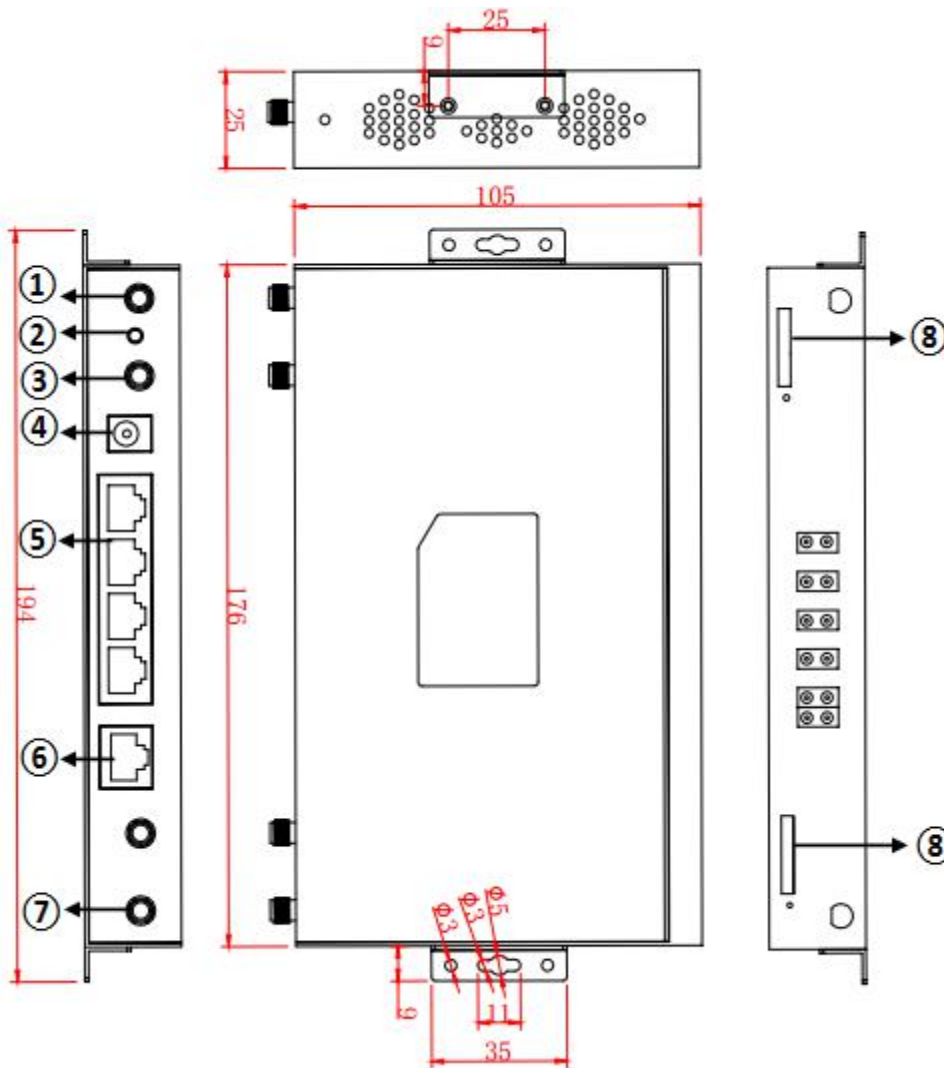
Specification Name	Description	Remarks
Product Name	H8922	V30
Network Standard	4G	Choose different modules according to user's needs, support different network standards
Front Panel Interface	 <ul style="list-style-type: none"> <li>● 2 SIM card slots (1.8V/3.0V)</li> <li>● 12 working status indicator lamps (see lamp description for details)</li> </ul>	
Rear Panel Interface	 <ul style="list-style-type: none"> <li>● 4 antenna interfaces (SMA-K female connector, 4G2-A antenna is not supported temporarily)</li> <li>● 1 RESET button</li> <li>● 1 WAN interface (10/100Mb adaptive)</li> <li>● 4 LAN interfaces (10/100Mb adaptive)</li> <li>● 1 DC power connector</li> </ul>	
Power Supply	Working voltage	+5V~+36V DC
Working Power	Single module idle status	About 200mA@12V DC
	Signal module communication status	About 450mA@12V DC

Specification Name	Description	Remarks
Other	Weight (dual module)	About 540g
	Size (without power cable interface and bracket)	L x W x H (mm) 176×105×25
	Working environment temperature	-20~+75℃
	Storage temperature	-40~+85℃
	Relative humidity	<95%( Non-condensing)

Note: the communication power consumption is influenced by the network signal strength and the module network standard, and the product can be tested by 8V, 10ms voltage drop test.

### 3 Definition of Structure Size and Interface

In the following diagrams, the dimensions of corresponding objects are expressed in millimeter.



①	4G1-A auxiliary antenna interface
②	RESET button
③	4G1-M main antenna interface
④	DC power connector
⑤	LAN interface
⑥	WAN interface
⑦	WiFi-M main antenna interface
⑧	SIM card slot

## 4 Panel Indicator Status

The front panel of the H8922 4G Router has 12 LED indicator lights, indicating the working state and the network state of 4G Router H8922. The description of indicator status shows in table 4-1.

Table 4-1

Indicator Name	State Description
RUN	On: system startup and normally run Off: system is not fully activated (power on less than 10 seconds, or in the restart process)
WAN	On: network is connected normally via cable Blink: network port has data transmission Off: no network cable inserted or connecting abnormal with other devices through the cable
LAN1~4	On: Network connected normal and data forwarding is normal. Blink: network port has data transmission Off: no network cable inserted or connecting abnormal with other devices through the cable
SIG1~2	On: signal strength is well, value in 21 ~ 31 Fast flashing (0.5s flashing): signal strength is medium, value in 11 ~ 20 Slow flashing (2s flashing): the signal strength is poor, value in 1 ~ 10 Off: no signal
3G/4G1~2	On: dial-up success, access 3G/4G network Slow flashing (2s flashing): dial-up success, access 2G/2.5G/2.75G network Quick flashing (0.5s flashing): dialing Off: could not find the modem or dial-up is disabled
WLAN	On: 2.4G and 5G Wi-Fi are running in the same time. Slow flashing: only 2.4G Wi-Fi is enabled Fast flashing: only 5G Wi-Fi is enabled Off: 2.4G and 5G Wi-Fi are disabled
WPS	Not support for the time being



*Create smart things*